

Super Scraper

PRODUCT PERFORMANCE


ABSORPTION	✓✓✓✓
APPEARANCE	✓✓✓✓✓
SOIL REMOVAL	✓✓✓✓✓
WEAR	✓✓✓✓

CODE	SIZE
SS200	2000mm wide


15mm thick

Custom Sizes
Available


2 STAGE ENTRY SYSTEM



SUPER SCRAPER
(SCRAPE)
OUTDOOR



MASTER SCRAPER
(BRUSH & DRY)
INDOOR



Super Scraper is a heavy duty, outdoor entrance mat. It is used recessed in entrances in commercial buildings, schools and shopping centres.

FEATURES

- Course fibres of mat give an effective wipe to footwear
- Channels collect dirt and moisture and trap it inside the mat
- Used in conjunction with Master Scraper
- Unedged for placement into mat recesses
- Raised nubs on base of mat keep mat out of pooled water, preventing rot and mould

Code	SS200
Pile Material	100% Polyamide brush strips
Backing	Raised PVC nubs
Total Weight	± 3018 grams/m ²
Total Height	± 15mm
Pile Structure	Needle Punch
Surface Aspect	Striped
Width	2000mm
Roll Length	± 20m
Warranty	2 Year Limited Warranty

matTEK[®]
By Kenware Commercial

11 Pullman Place,
Emu Plains, NSW 2750 Australia
Phone 02 4720 4000
Fax 02 4720 4001
sales@mattek.com.au